

COLOR CHART

Prime Coat Colors

Prime Coats are to be mixed directly in Diamond Coat Countertop Epoxy. They will be the overall base coat of the countertop. They will also be painted onto the vertical edge of the countertop as a primer before applying any epoxy. When using a torch during the installation of white prime coat countertops, be careful to not over-torch as it can lead to discoloration.


(This product is not designed to tint Diamond Flooring.)

Coverage

1 Prime Coat - 2 Gallons Countertop Epoxy



Black



White



Brown



Sandstone



Gray



Almond



Silver



Metallic Brown



Metallic Black



Copper



Green



Red



Blue



Yellow

COLOR CHART

Metallic Powders

These iridescent metallic mica powders are mixed in with epoxy or 91% isopropyl alcohol to add additional accents to floors, walls, or countertops. Diamond Metallic Powder can be purchased in three sizes, a small (60gram), medium (175g) and a large (250g).

Coverage

24 oz of Metallic Powder to one quart of Diamond Coat Epoxy or 91% isopropyl alcohol



Silver




Red Copper




Purple



Orange



Blue



Forest Green




Copper




Charcoal



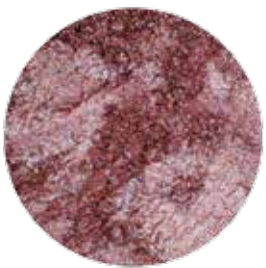
Gold



Aged Bronze



Turquoise



Maroon 5



Pink



Light Brown



Brown

COLOR CHART

Metallic Powders (continued)

These iridescent metallic mica powders are mixed in with epoxy or 91% isopropyl alcohol to add additional accents to floors, walls, or countertops. Diamond Metallic Powder can be purchased in three sizes, a small (60gram), medium (175g) and a large (250g).

Coverage


24 oz of Metallic Powder to one quart of Diamond Coat Epoxy or 91% isopropyl alcohol



Pearl



Black



Light Blue



Light Turquoise



Glow-in-the-Dark


COLOR CHART

Glitters

Metallic Glitter Powders work similarly to the Metallic Mica Powders. They have larger flakes than the Powders which gives a different look and texture than the fine powder. They can be mixed directly into the epoxy, it is not recommended that they be mixed with alcohol as they might clog the sprayer.



Silver



Turquoise



Pink



Bronze




Purple



Black



Gold



Green



Hocus Pocus



Blue



Brown

COLOR CHART

Transluents


Translucent Metallic Powder gives off a pearlescent effect and will be transparent. They will look the best on darker base colors. Each color below shows the translucent powder on the left and the right is the translucent powder sprayed over black epoxy.




Red



Violet



Green



Gold



Blue

COLOR CHART

Mica Flakes

These large mica flakes can be used for flake floor systems as well as for decoration on countertops. These flakes can be purchased by the pound and work well for chemical resistant flooring.

Coverage

Full Broadcast - 2lbs - 100 sq/ft

Mid Broadcast - 1.5lbs - 100 sq/ft

Partial Broadcast - 1lbs - 100 sq/ft




Gold



Silver



Hickory




Desert




Cinnamon



Espresso



Mix201



Mix202



Mix203